

```
---- Welcome To The Expenses Calculator! ----
1. Assign Account Balances. 📄
2. View Account Balances. 💰
3. Edit Account Balances. ✍️
4. Add An Expense. +.
5. View Expenses. 👁
6. Delete An Expense. 🗑
7. Transfer money Between Accounts. 🔄
8. View The Highest Expense. 📉
9. View An Expense Summary. 📋
10. Search For An Expense By Category. 🔍
11. Reset All Available Expenses. ♻️
12. Exit The Program. 🚪
Dear User Please Enter An Option From The Menu Above!
11
All Expenses successfully Deleted!
```

```
---- Welcome To The Expenses Calculator! ----
1. Assign Account Balances. 📄
2. View Account Balances. 💰
3. Edit Account Balances. ✍️
4. Add An Expense. +.
5. View Expenses. 👁
6. Delete An Expense. 🗑
7. Transfer money Between Accounts. 🔄
8. View The Highest Expense. 📉
9. View An Expense Summary. 📋
10. Search For An Expense By Category. 🔍
11. Reset All Available Expenses. ♻️
12. Exit The Program. 🚪
Dear User Please Enter An Option From The Menu Above!
5
No Expenses Available!
```

```
---- Welcome To The Expenses Calculator! ----
1. Assign Account Balances. 📄
2. View Account Balances. 💰
3. Edit Account Balances. ✍️
4. Add An Expense. +.
5. View Expenses. 👁
6. Delete An Expense. 🗑
7. Transfer money Between Accounts. 🔄
8. View The Highest Expense. 📉
9. View An Expense Summary. 📋
10. Search For An Expense By Category. 🔍
11. Reset All Available Expenses. ♻️
12. Exit The Program. 🚪
Dear User Please Enter An Option From The Menu Above!
2
```

```
---- Account Balances : ----
The Checkings Account: 304.00
The Savings Account: 242.00
```

---- Welcome To The Expenses Calculator! ----

1. Assign Account Balances. 🏠
2. View Account Balances. 💰
3. Edit Account Balances. ✎
4. Add An Expense. +.
5. View Expenses. 👁
6. Delete An Expense. 🗑
7. Transfer money Between Accounts. 🔄
8. View The Highest Expense. 📈
9. View An Expense Summary. 📄
10. Search For An Expense By Category. 🔍
11. Reset All Available Expenses. ♻
12. Exit The Program. 🚪

Dear User Please Enter An Option From The Menu Above!

9

---- Total Expenses Summary ----

The Total Expenses Are: 430.00

---- Welcome To The Expenses Calculator! ----

1. Assign Account Balances. 🏠
2. View Account Balances. 💰
3. Edit Account Balances. ✎
4. Add An Expense. +.
5. View Expenses. 👁
6. Delete An Expense. 🗑
7. Transfer money Between Accounts. 🔄
8. View The Highest Expense. 📈
9. View An Expense Summary. 📄
10. Search For An Expense By Category. 🔍
11. Reset All Available Expenses. ♻
12. Exit The Program. 🚪

Dear User Please Enter An Option From The Menu Above!

8

---- Highest Expense ↑ ----

Category: tuition

Amount: 300.00

---- Welcome To The Expenses Calculator! ----

1. Assign Account Balances. 🏠
2. View Account Balances. 💰
3. Edit Account Balances. ✎
4. Add An Expense. +.
5. View Expenses. 👁
6. Delete An Expense. 🗑
7. Transfer money Between Accounts. 🔁
8. View The Highest Expense. 📈
9. View An Expense Summary. 📄
10. Search For An Expense By Category. 🔍
11. Reset All Available Expenses. ♻
12. Exit The Program. 🚪

Dear User Please Enter An Option From The Menu Above!

5

---- All Expenses ----

Category: Food, Amount: 120.00

Category: medicine, Amount: 130.00

Category: tuition, Amount: 300.00

```
---- Welcome To The Expenses Calculator! ----
1. Assign Account Balances. 🏠
2. View Account Balances. 💰
3. Edit Account Balances. ✍️
4. Add An Expense. +.
5. View Expenses. 👁️
6. Delete An Expense. 🗑️
7. Transfer money Between Accounts. 🔄
8. View The Highest Expense. 📉
9. View An Expense Summary. 📄
10. Search For An Expense By Category. 🔍
11. Reset All Available Expenses. 🔄
12. Exit The Program. 🚪
Dear User Please Enter An Option From The Menu Above!
```

5

```
---- All Expenses ----
Category: food, Amount: 120.00
Category: medicine, Amount: 130.00
Category: tuition, Amount: 300.00
```

```
---- Welcome To The Expenses Calculator! ----
1. Assign Account Balances. 🏠
2. View Account Balances. 💰
3. Edit Account Balances. ✍️
4. Add An Expense. +.
5. View Expenses. 👁️
6. Delete An Expense. 🗑️
7. Transfer money Between Accounts. 🔄
8. View The Highest Expense. 📉
9. View An Expense Summary. 📄
10. Search For An Expense By Category. 🔍
11. Reset All Available Expenses. 🔄
12. Exit The Program. 🚪
Dear User Please Enter An Option From The Menu Above!
```

6

Please Enter Category You Wish To Delete!

food

Please Enter The Expense Amount You Wish To Delete!

120

Expense Has Been Deleted!




```
1. Assign Account Balances. 🏠
2. View Account Balances. 💰
3. Edit Account Balances. ✍️
4. Add An Expense. +.
5. View Expenses. 👁️
6. Delete An Expense. 🗑️
7. Transfer money Between Accounts. 🔄
8. View The Highest Expense. 📉
9. View An Expense Summary. 📄
10. Search For An Expense By Category. 🔍
11. Reset All Available Expenses. 🔄
12. Exit The Program. 🚪
Dear User Please Enter An Option From The Menu Above!
```

2

```
---- Account Balances : ----
The Checkings Account: 204.00
The Savings Account: 342.00
```



---- Welcome To The Expenses Calculator! ----

1. Assign Account Balances. 
2. View Account Balances. 
3. Edit Account Balances. 
4. Add An Expense. 
5. View Expenses. 
6. Delete An Expense. 
7. Transfer money Between Accounts. 
8. View The Highest Expense. 
9. View An Expense Summary. 
10. Search For An Expense By Category. 
11. Reset All Available Expenses. 
12. Exit The Program. 

Dear User Please Enter An Option From The Menu Above!

12

Concluding Program!